

CJSX-SILENT



400°C/2h single-inlet belt-driven extraction units, in pre-lacquered sheet metal, double-wall of soundproofing 40 mm thick.

400°C/2h extraction units with motor outside the airflow path to work outside fire danger zones.

Fan:

- Structure in aluminium profiles
- Double-wall of soundproofing 40 mm thick and perforated sheet metal
- Impeller with forward-facing blades made from galvanised sheet steel
- Approval according to Standard EN 12101-3:2002/AC:2006, with certification No: 0370-CPR-0503

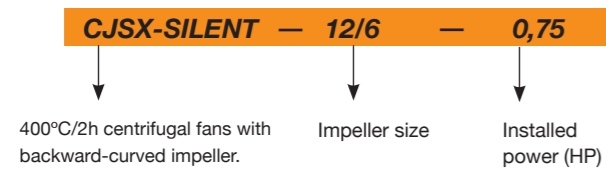
Motor:

- IE2 efficiency motors for capacities equal to or over 0.75kW and below 7.5kW, except single-phase, 2 speed and 8 pole motors.
- Class F motors, with ball bearings, IP55 protection.
- Three-phase 230/400V -50Hz (up to 5.5HP) and 400/690V -50Hz (power over 5.5HP)
- Max. air temperature to transport: S1 Service -20°C+ 120°C for ongoing use, S2 Service 200°C/2h, 300°C/2h and 400°C/2h

- Finish:**
- Anticorrosive pre-lacquered sheet steel

- On request:**
- Fans with two-speed motor.
 - Fans with vertical outlet

Order code



Technical characteristics

Model	Speed (r/min)	Maximum admissible current			Installed power (kW)	Maximum airflow (m³/h)	Sound pressure level dB(A)	Approx. weight (Kg)
		230V	400V (A)	690V				
CJSX-SILENT-12/6-0.75	1000	2.28	1.31	0.55	2600	63	82	
CJSX-SILENT-12/6-1	1100	3.10	1.79	0.75	3100	65	83	
CJSX-SILENT-12/6-1.5	1250	4.03	2.32	1.10	3500	68	86	
CJSX-SILENT-12/6-2	1300	5.96	3.44	1.50	4250	71	89	
CJSX-SILENT-12/6-3	1500	8.36	4.83	2.20	4800	73	94	
CJSX-SILENT-15/7-1	800	3.10	1.79	0.75	4000	60	103	
CJSX-SILENT-15/7-1.5	850	4.03	2.32	1.10	4800	62	106	
CJSX-SILENT-15/7-2	920	5.96	3.44	1.50	5400	65	109	
CJSX-SILENT-15/7-3	1000	8.36	4.83	2.20	6400	68	114	
CJSX-SILENT-15/7-4	1050	10.96	6.33	3.00	7400	70	117	
CJSX-SILENT-18/9-1.5	750	4.03	2.32	1.10	5800	62	126	
CJSX-SILENT-18/9-2	790	5.96	3.44	1.50	6600	64	129	
CJSX-SILENT-18/9-3	800	8.36	4.83	2.20	8200	68	134	
CJSX-SILENT-18/9-4	850	10.96	6.33	3.00	9000	70	137	
CJSX-SILENT-18/9-5.5	920	14.10	8.12	4.00	10500	72	140	
CJSX-SILENT-20/10-2	650	5.96	3.44	1.50	8100	58	226	
CJSX-SILENT-20/10-3	690	8.36	4.83	2.20	10100	61	231	
CJSX-SILENT-20/10-4	750	10.96	6.33	3.00	11500	63	234	
CJSX-SILENT-20/10-5.5	790	14.10	8.12	4.00	13100	66	237	
CJSX-SILENT-20/10-7.5	850	11.60	6.72	5.50	15000	68	250	

REQUEST INFORMATION
www.sodeca.com



SODECA HEADQUARTERS
Ctra. de Berga, km 0.7
E-08580 SANT QUIRZE DE BESORA
Barcelona - SPAIN
Tel. +34 93 852 91 11
Fax +34 93 852 90 42
ventilation@sodeca.com



PORTUGAL
Sodeca Portugal Lda
Luiz Araújo
Rua Veloso Salgado 1120/1138
4450-801 Leça de Palmeira,
Oporto, PORTUGAL
Tel. +351 229 991 100
Fax. +351 229 991 119
geral@declflex.com

PORTUGAL
Sodeca Portugal Lda
Luiz Araújo
P. E. da Granja - Pavilhão 8
2625-607 Vialonga,
Lisboa, PORTUGAL
Tel. +351 219 748 491
Fax. +351 219 748 493
filial@declflex.com

FINLAND
Sodeca Finland Oy
Mr. Kai Yli-Sipila
Metsälinnankatu 30, PL2,
FI-32700 Huittinen,
FINLAND
Tel. +358 400 320 125
orders.finland@sodeca.com

CHILE
Sodeca Ventiladores Ltda
Mr. Francesc Bertran
Avda. Puerta Sur
03380 San Bernardo,
Santiago, CHILE
Tel. +56 22 840 5582
ventas.chile@sodeca.com

SODECA CARIBBEAN AREA
Residencial Miramar
Apto. Nº 108
Ave. 7ma Nº 1805 entre 18 y 20
Miramar Playa,
CIUDAD DE LA HABANA, CUBA
Tel. 00537 20 43721
sodeca@sodeca.cu



Solution DEvelopment CApacity

Fast and flexible industrial fan solutions and tailored fans
Large experience in smoke control systems and ATEX applications
Wide range of certified products for specific markets

Distributed by:

CJSX-SILENT
400°/2H BELT-DRIVEN EXTRACTION UNITS
SOUNDPROOFED
DOUBLE-WALL OF SOUNDPROOFING 40 MM THICK



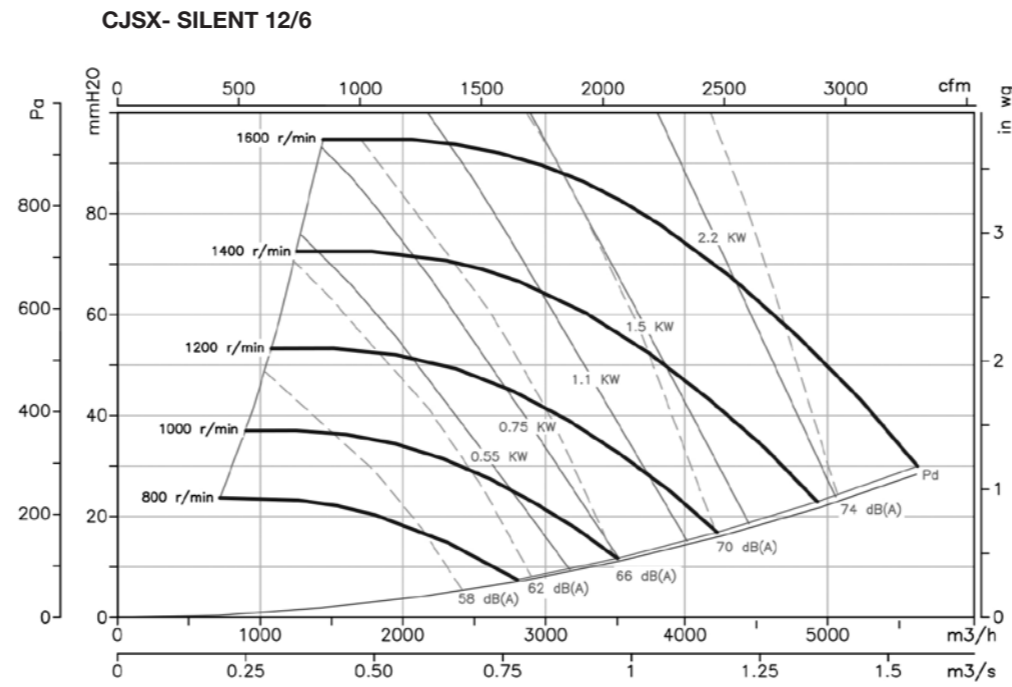
Erp. BEP (best efficiency point) characteristics

MC	Measurement category	ηe[%]	Efficiency
EC	Efficiency category	N	Efficiency grade
S	Static	[kW]	Input power
T	Total	[m³/h]	Airflow
VSD	Variable-speed drive	[mmH₂O]	Static or total pressure (According to EC)
SR	Specific ratio	[RPM]	Speed

Model	MC	EC	VSD	SR	ηe[%]	N	(kW)	(m³/h)	(mm H ₂ O)	(RPM)
CJSX-SILENT-12/6-0.75	C	S	NO	1.00	36.0%	44.7	0.423	1532	36.46	1000
CJSX-SILENT-12/6-1	C	S	NO	1.00	40.4%	48.6	0.502	1685	44.12	1100
CJSX-SILENT-12/6-1.5	C	S	NO	1.01	41.6%	48.9	0.715	1915	56.97	1250
CJSX-SILENT-12/6-2	C	S	NO	1.01	42.0%	49.0	0.796	1992	61.62	1300
CJSX-SILENT-12/6-3	C	S	NO	1.01	42.8%	48.6	1.201	2298	82.04	1500
CJSX-SILENT-15/7-1	C	S	NO	1.00	45.9%	54.7	0.403	2011	33.76	800
CJSX-SILENT-15/7-1.5	C	S	NO	1.00	47.3%	55.7	0.469	2137	38.11	850
CJSX-SILENT-15/7-2	C	S	NO	1.00	47.8%	55.5	0.589	2313	44.64	920
CJSX-SILENT-15/7-3	C	S	NO	1.01	48.6%	55.8	0.743	2514	52.74	1000
CJSX-SILENT-15/7-4	C	S	NO	1.01	49.3%	56.1	0.848	2639	58.15	1050
CJSX-SILENT-18/9-1.5	C	S	NO	1.00	56.0%	63.6	0.622	2983	42.82	750
CJSX-SILENT-18/9-2	C	S	NO	1.00	56.5%	63.8	0.720	3143	47.51	790
CJSX-SILENT-18/9-3	C	S	NO	1.00	57.6%	64.7	0.734	3182	48.72	800
CJSX-SILENT-18/9-4	C	S	NO	1.01	58.4%	65.1	0.868	3381	55.00	850
CJSX-SILENT-18/9-5.5	C	S	NO	1.01	59.4%	65.5	1.082	3660	64.44	920
CJSX-SILENT-20/10-2	C	S	NO	1.00	58.5%	66.0	0.647	3584	38.75	650
CJSX-SILENT-20/10-3	C	S	NO	1.00	59.5%	66.6	0.761	3804	43.67	690
CJSX-SILENT-20/10-4	C	S	NO	1.01	60.4%	66.8	0.963	4135	51.59	750
CJSX-SILENT-20/10-5.5	C	S	NO	1.01	61.4%	67.5	1.106	4356	57.24	790
CJSX-SILENT-20/10-7.5	C	S	NO	1.01	62.2%	67.7	1.360	4686	66.27	850

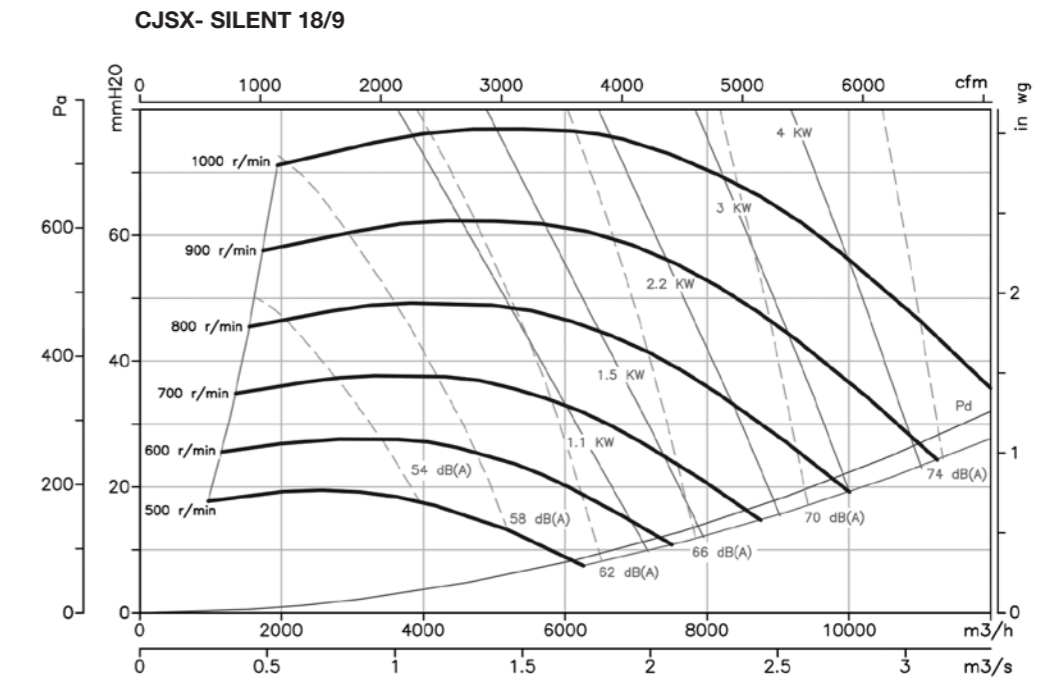
Characteristic Curves

Q = Airflow in m³/h, m³/s and cfm. Pe = Static pressure in mm H₂O, Pa and inwg.



Characteristic Curves

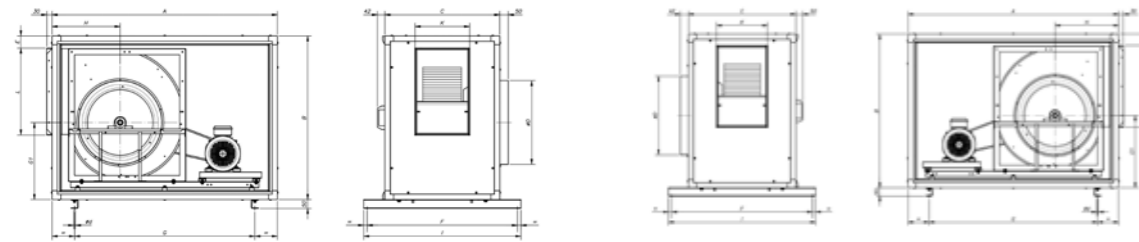
Q = Airflow in m³/h, m³/s and cfm. Pe = Static pressure in mm H₂O, Pa and inwg.



Dimensions in mm

Standard supply horizontal outlet (H) RD-90

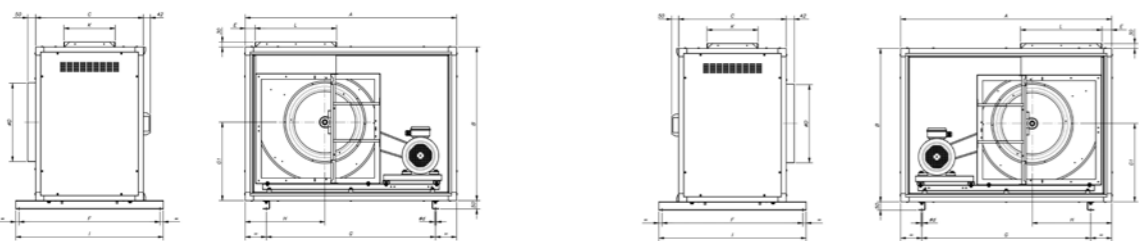
On request horizontal outlet (H) LG-90



	A	B	C	ØD	Ød	E	F	G	G1	H	I	K	L
CJSX-SILENT-12/6-H	940	710	560	325	13	78	760	710	336	296	800	218	351
CJSX-SILENT-15/7-H	1080	800	620	400	13	67	820	870	381	330	860	276	413
CJSX-SILENT-18/9-H	1275	925	650	475	13	69	850	1020	435	386	890	308	492
CJSX-SILENT-20/10-H	1515	1160	775	575	13	111	975	1260	522	379	1015	338	612

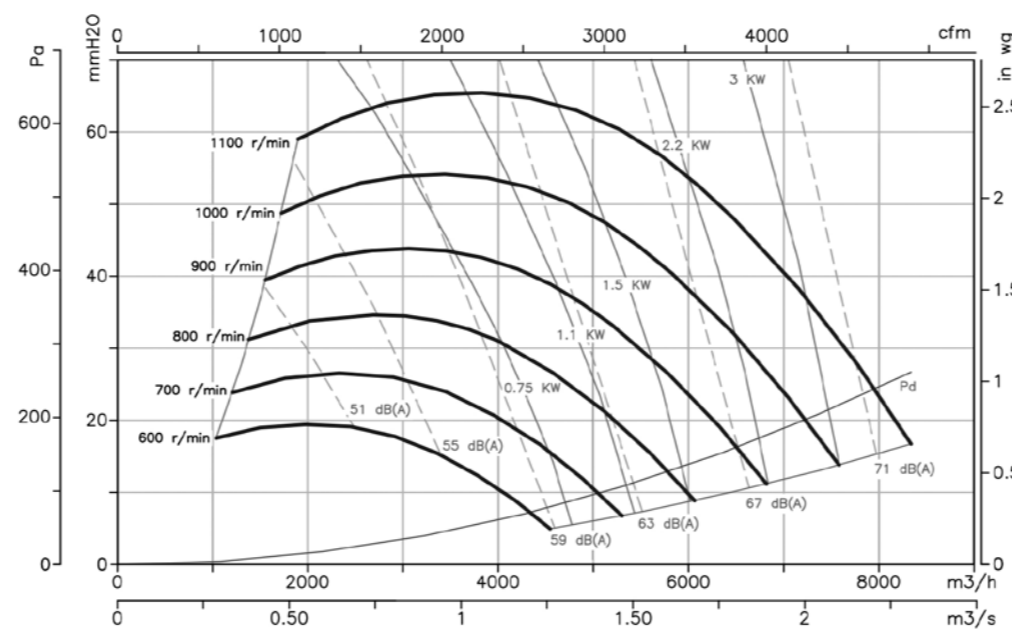
On request vertical outlet (V) RD-0

On request vertical outlet (V) LG-0



	A	B	C	ØD	Ød	E	F	G	G1	H	I	K	L
CJSX-SILENT-12/6-V	940	710	560	325	13	67	760	710	369	363	800	218	351
CJSX-SILENT-15/7-V	1080	800	620	400	13	62	820	870	419	415	860	276	413
CJSX-SILENT-18/9-V	1275	925	650	475	13	62	850	1020	472	431	890	308	492
CJSX-SILENT-20/10-V	1515	1160	775	575	13	101	975	1260	590	576	1015	338	612

CJSX-SILENT 15/7



CJSX-SILENT 20/10

